

# Uploading Work to Class Charts as a Leesbrook Student

- 1) [www.classcharts.com](http://www.classcharts.com)
- 2) Login using Student Password and Date of Birth (please contact your teacher ASAP if you don't know this)
- 3) Follow the steps on the next two slides!



**Custom - showing 37 days**

Due date: 18/03/2020 - 24/04/2020

Show by issue date  Show by due date

### To-Do

RELIGIOUS EDUCATION - MRS A RIDLEY

Home Learning #1 - Oscar Romero

Issued: Tuesday 24/03/2020  
Due: Tuesday 24/03/2020

To-do

SCIENCE - MS H MAHMOOD

Educake electromagnetic spectrum Quiz

Issued: Tuesday 17/03/2020  
Due: Tuesday 24/03/2020

To-do

MR P JONES

Art lesson 1

Issued: Wednesday 25/03/2020  
Due: Wednesday 25/03/2020

To-do

MISS R JENKINS

Year 9 Maths - Session 1

Issued: Wednesday 25/03/2020  
Due: Wednesday 25/03/2020

To-do

MS C SLATER

Product Analysis (Technology)

Issued: Monday 23/03/2020  
Due: Thursday 26/03/2020

To-do

MISS S LOWNDS

Lesson 1

Issued: Monday 23/03/2020  
Due: Friday 27/03/2020

To-do

MISS R JENKINS

Hegarty Maths Homework

Issued: Tuesday 24/03/2020  
Due: Friday 27/03/2020

To-do

MR C JONES

Y9 Geography- Arctic Tourism

Issued: Wednesday 25/03/2020  
Due: Friday 27/03/2020

To-do

ENGLISH - MISS S LOWNDS

English- Lesson 2

Issued: Tuesday 24/03/2020  
Due: Friday 27/03/2020

To-do

Check the "issue" and "due" dates

Click on the lesson

Click on  
"Upload Attachment"

**Homework Details**  
09 - MISS R JENKINS


**Issue date:** Wednesday 25/03/2020  
**Due date:** Wednesday 25/03/2020  
**Estimated completion time:** 2 hours

**Year 9 Maths - Session 1**


Solving simultaneous equations.

Please follow the PowerPoint and work in your maths books. There is a submission task at the end - you will need to upload a photograph of your work. Take a look at the "Maths guidelines" PPT (also on Class Charts) to ensure you are following the correct expectations. Enjoy!

**Attachments**

 Session 1\_Year\_9.pptx

**My attachments**



Select your file

Click "Open"

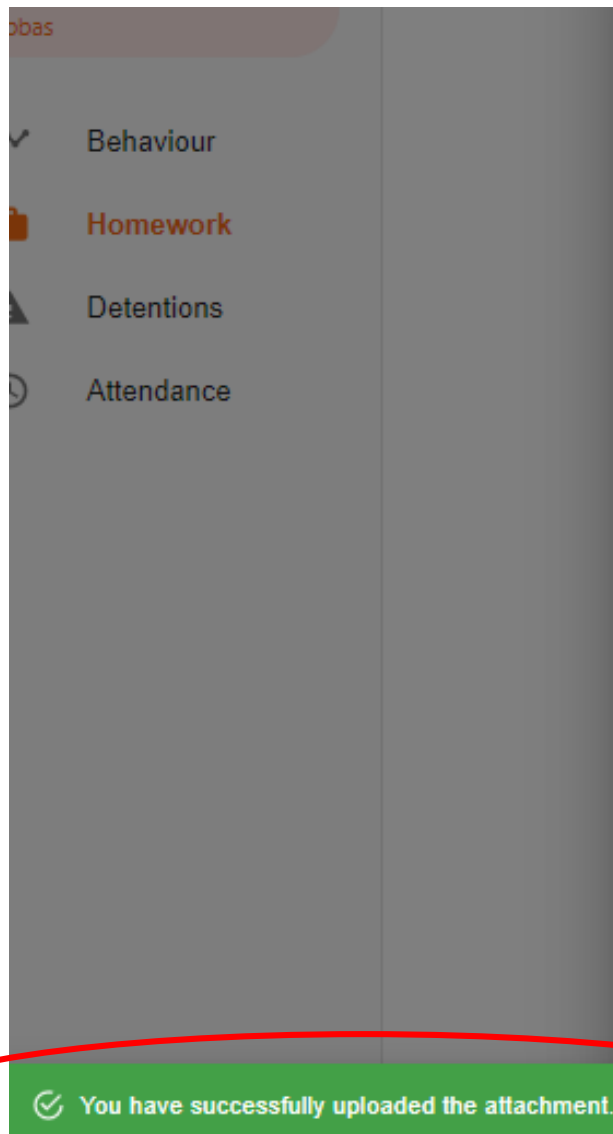
The image shows a OneDrive file explorer window with the following table of files:

Name	Status	Date modified	Type
Fibonacci Calculated Colouring	✓ R	22/03/2020 17:52	File folder
Film Music	✓ R	22/03/2020 17:57	File folder
Harry Potter Reading	✓ R	22/03/2020 17:58	File folder
Big Quiz	✓ R	20/03/2020 17:13	Microsoft Word document
Dear Y9	✓ R	23/03/2020 15:20	Microsoft Word document
Drama games	✓ R	20/03/2020 17:20	Microsoft Word document
Drawing mazes and labyrinths	✓ R	20/03/2020 12:25	Microsoft Word document
Harry Potter Reading	☁ R	22/03/2020 17:45	Microsoft Word document
Harry Potter Task	☁ R	22/03/2020 17:45	Microsoft Word document
Kahoot Quizzes	✓ R	20/03/2020 17:20	Microsoft Word document
Plan_Monday	✓ R	22/03/2020 18:00	Microsoft Word document

The file explorer window shows the file name "ClassCharts" and the file type "All Files". The "Open" button is circled in orange. Below the file explorer, the "My attachments" section shows "ClassCharts.pptx" and an "UPLOAD ATTACHMENT" button. The text below the button reads: "You can upload a maximum of 5 attachments, each up to 250mb in size."

The green tick should appear once it's uploaded

That's it!



## Year 9 Maths - Session 1



Solving simultaneous equations.


Please follow the PowerPoint and work in your maths books. There is a submission task at the end - you will need to upload a photograph of your work. Take a look at the "Maths guidelines" PPT (also on Class Charts) to ensure you are following the correct expectations. Enjoy!

### Attachments

 Session 1\_Year\_9.pptx

### My attachments

 ClassCharts.pptx 

 **UPLOAD ATTACHMENT**

You can upload a maximum of 5 attachments, each up to 250mb in size.

Supported file formats: .doc, .docx, .xls, .xlsx, .ppt, .pptx, .pdf, .pub, .txt, .png, .jpeg, .jpg, .gif, .rtf, .mp3, .odt, .odp, .csv